


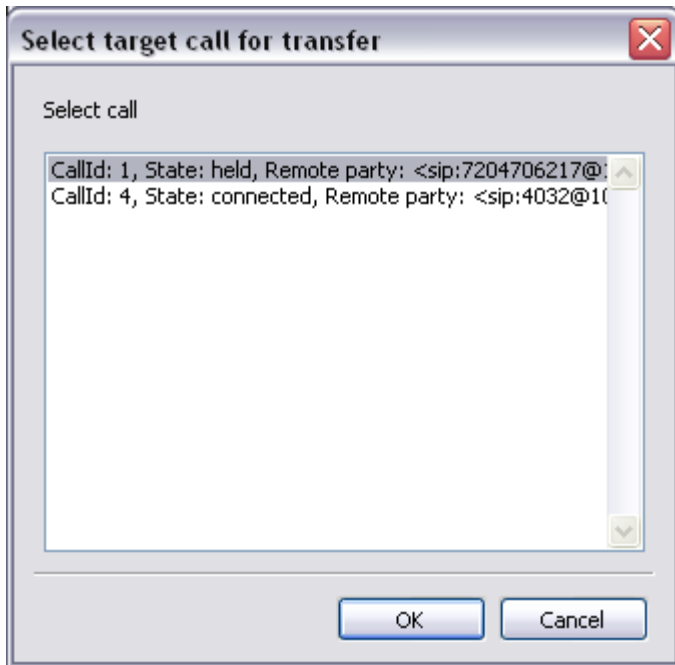


How to Transfer a call in WX Communicator without announcing it:

press the  button and then type in the person's extension number. Just make sure to erase the sip: at the beginning.


How to Transfer a call, announcing it first:

Put the call on hold by pressing the  button and then dial the extension you want to transfer them to. After announcing the call press the  button and then select the call on hold that you want to transfer:



That's it! You're done.

How to dial a number:

Type in the number either using the dialpad or the keyboard. Then click  to dial.

How to close a call:

